

potable water

expansion vessels
vertical range



WRAS
APPROVED
PRODUCT

altecnic

potable water expansion vessels - vertical range



Introduction

Altecnic offer a complete range of expansion vessels to meet the requirements of most heating systems and for use with potable water.

The expansion vessels are manufactured to meet the requirements of PED 97/23/EC Directive and BS EN 13831:2007 'Closed expansion vessels with built in bladder for installation in water'.

Design

Manufactured in carbon steel with a two or three part weld construction.

Pre-pressurised air chamber with synthetic rubber compound bladder.

Sizes 60 to 1000 litres (except 140 litres) have a replaceable bladder.

The internal surfaces of the vessel in contact with the water are coated against corrosion.

External surfaces have a blue durable powder coated finish.

Suitable for temperatures up to 70°C, resistant to ethylene glycol mixtures and has low gas permeability.

Altecnic expansion vessels are all tested according to the Pressure Systems Directive.

How It Works

In a closed hot water circuit, the water cannot be compressed so any increase in volume, created by an increase in temperature, has to be accommodated by an expansion vessel.

When water is cold, the pre-charge pressure forces the bladder to collapse until the pump is started when the bladder starts to inflate.

As the temperature in the system increases, with the associated increase in pressure and volume, the expanded water enters the bladder creating additional volume and lowering the pressure.

When the temperature decreases, the pre-charge pressure forces the water from the bladder and back into the main water circuit.

Materials

Component	Material
Shell	Carbon steel
Connections	Carbon steel
Bladder	Synthetic rubber compound
Coating	Powder epoxy

Technical Specification

Max. working pressure:	10 bar
Max. operating temperature:	70°C
Factory air pre-charge:	4.0 bar - nitrogen
Replaceable bladder - sizes:	50 litres and larger except 140 litres size
System water connection thread:	BE EN ISO 228 - male parallel
140 litre size:	BE EN 10226 - male taper

E & O.E

Altecnic Ltd Mustang Drive, Stafford, Staffordshire ST16 1GW

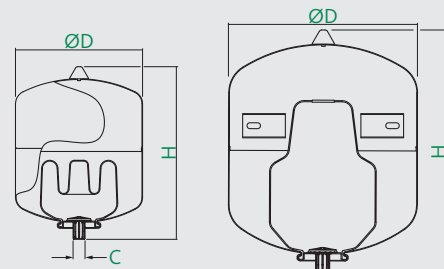
T: +44 (0)1785 218200 E: sales@altecnic.co.uk

Registered in England No: 2095101

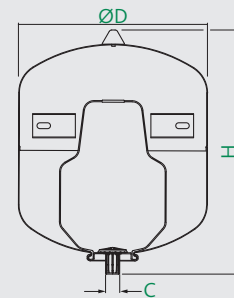
altecnic.co.uk

AL 104 20-12-12

Dimensions

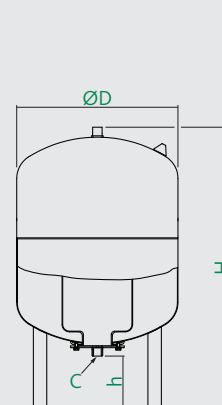


2 to 25 litres

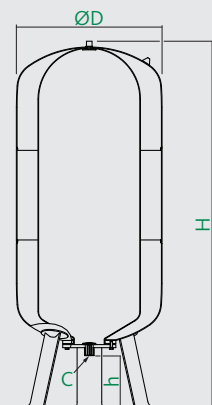


33 litres - with wall bracket

Product Code	Capacity litres	ØD mm	H mm	C Connection	Weight kg
PV2W	2	132	260	G¾B	1.0
PV8W	8	206	325	G¾B	1.8
PV12W	12	280	310	G¾B	2.4
PV18W	18	280	380	G¾B	2.8
PV25W	25	280	500	G¾B	4.7
PV33W	33	354	455	G¾B	6.6



50 to 500 litres



600 and 1000 litres

Product Code	Capacity litres	ØD mm	H mm	h mm	C Connection	Weight kg
PV50W	50	409	605	104	G1B	9.5
PV60W	60	409	740	152	G1B	14
PV80W	80	480	730	152	G1B	16
PV100W	100	480	835	152	G1B	19
PV140W	140	480	1015	145	R1	29
PV200W	200	634	970	145	G1¼B	40
PV300W	300	634	1270	145	G1¼B	54
PV400W	400	740	1245	135	G1¼B	70
PV500W	500	740	1475	135	G1¼B	79
PV600W	600	740	1860	265	G1½B	103
PV800W	800	740	2325	265	G1½B	195
PV1000W	1000	740	2604	265	G1½B	228

CE marked

WRAS approved product